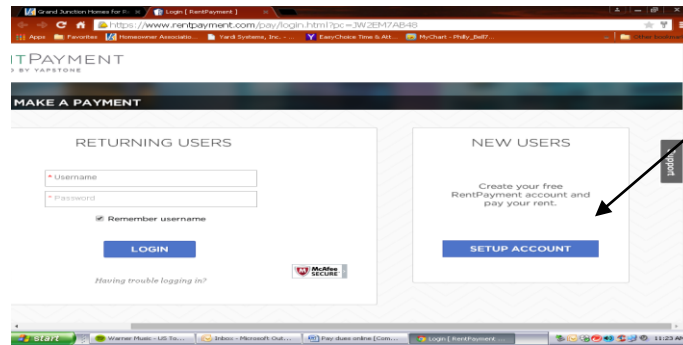


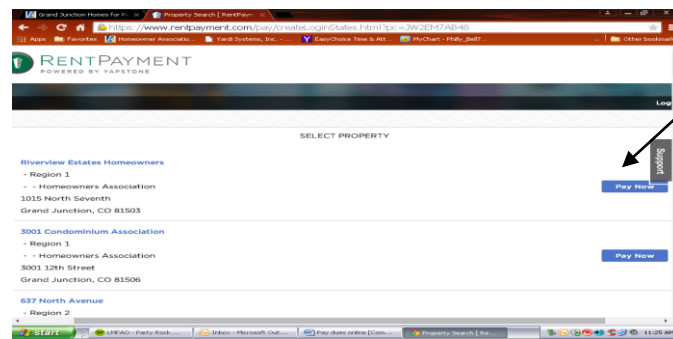
# PAYING YOUR ASSOCIATION DUES ONLINE



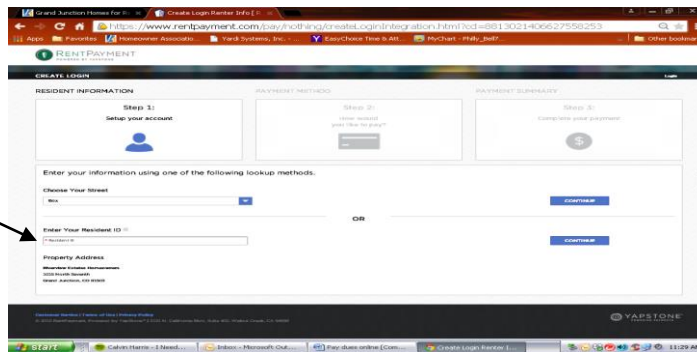
1. Type [www.DuesPayment.com](http://www.DuesPayment.com) in your Internet browser.
2. Click on **Customer Sign In** in the upper right-hand corner.
3. On the MAKE A PAYMENT page, under NEW USERS, click on the "SETUP ACCOUNT" link.



4. In the NEW USERS section, enter your Association name and then SEARCH. Choose your community from the list and click the "Pay Now" link to the right of your association.



5. You will then follow the steps to set up your new account. To begin, you will be prompted for either your street address or Resident ID. Your ID is an eight-digit number that begins with a "t" (example: t0000123). This number can be found on your statement or you can contact your account manager at Bray Property Management at (970) 242-8450.



6. Continue to follow the steps to set up your login, password and banking information. Please remember to set the expiration date.

If you have any questions, please contact your Bray management team at (970) 242-8450.